



Pioneer

DDJ-SB MAPPING FOR CROSS DJ 3.0

SETUP

MODE SETUP DDJ-SB			
HOW TO CONFIGURE THE PIONEER DDJ-SB FOR CROSS DJ			
■	CROSS DJ INTERFACE	CUE MONITOR	VALUE Max
■	CROSS DJ INTERFACE	MASTER VOLUME	VALUE Max
■	MODE 4 DECKS		
	DECK C	8 SAMPLER	
	DECK D	8 SAMPLER	

MIXER COMMAND



	LOAD	LOAD A / B
+ SHIFT	LOAD	RELOAD AS CLONE OF MASTER A/B
	SELECTOR	BROWSE THE ACTIVE BROWSABLE
+ PUSH	SELECTOR	PERFORM PRIMARY ACTION ON ACTIVE BROWSABLE
+ SHIFT (DECK A)	SELECTOR	BROWSE SAMPLE BANK LIST SAMPLER C
+ SHIFT (DECK A) + PUSH	SELECTOR	LOAD SELECTED SAMPLE BANK SAMPLER C
+ SHIFT (DECK B)	SELECTOR	BROWSE SAMPLE BANK LIST SAMPLER D
+ SHIFT (DECK B) + PUSH	SELECTOR	LOAD SELECTED SAMPLE BANK SAMPLER D
	BACK	CHANGE THE ACTIVE BROWSABLE
+ SHIFT	BACK	EXPAND/COLLAPSE COLLECTION
	MASTER LEVEL	HARDWARE
	HEADPHONE MIX	CUE / MIX
	HEADPHONE LEVEL	HARDWARE
	FILTER FADE	HARDWARE --> FULL OPERATIONAL FOR CROSS
	CROSSFADER	CROSSFADER
	HI	HI
	MID	MID
	LOW	LO
	FILTER	FILTER
	CUE	CUE MONITOR
+ SHIFT	CUE	TAP TEMPO + CONFIRM TAP TEMPO
	FADER	VOLUME A/B
+ SHIFT	FADER	FADER START A/B

PLAYER COMMAND



	TEMPO	PITCH VALUE
+ SHIFT	TEMPO	KEY SEMITONES
	KEY LOCK	PITCH MODE
+ SHIFT	KEY LOCK	PITCH RANGE
	JOG	JOGWHEEL
+ SHIFT	VINYL	VINYL ON/OFF
	VINYL	SLIP MODE
+ SHIFT	PAD PLAY	PLAY/PAUSE
+ SHIFT	PAD PLAY	CUE-PLAY
	PAD CUE	CUE
+ SHIFT	PAD CUE	BACK TO ZERO
	PAD SYNC	SYNC WITH MASTER
+ SHIFT	PAD SYNC	SET AS MASTER
	SHIFT	SHIFT

FX



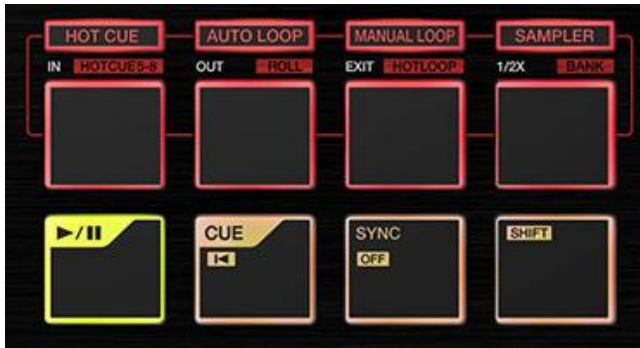
FX 1

	BUTTON 1	FX 1 ON/OFF
+ SHIFT	BUTTON 1	SELECT FX
	BUTTON 2	INPUT CHANNEL INC
	BUTTON 3	MATCH KEY WITCH MASTER
	KNOB LEVEL/BEATS	FX AMOUNT
+ SHIFT	KNOB LEVEL/BEATS	VOLUME SAMPLER C

FX 2

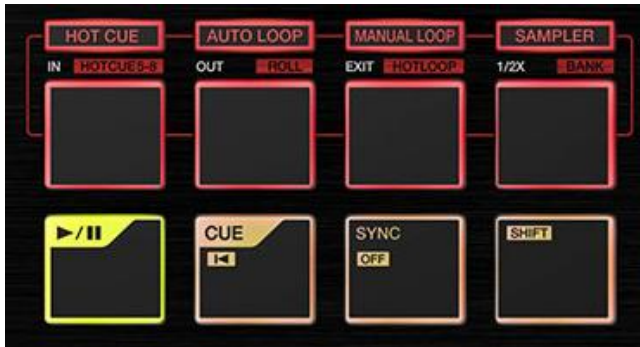
	BUTTON 1	FX 2 ON/OFF
+ SHIFT	BUTTON 1	SELECT FX
	BUTTON 2	INPUT CHANNEL INC
	BUTTON 3	MATCH KEY WITCH MASTER
	KNOB LEVEL/BEATS	FX AMOUNT
+ SHIFT	KNOB LEVEL/BEATS	VOLUME SAMPLER D

HOTCUE COMMAND



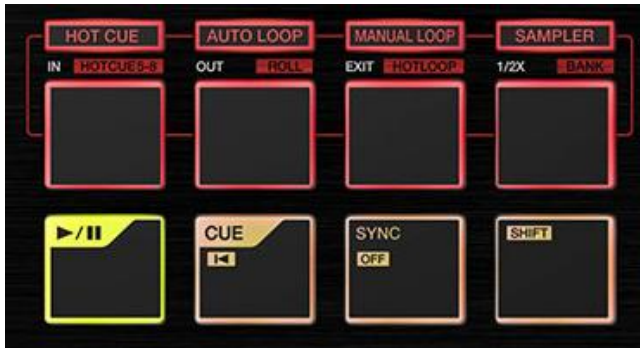
+ SHIFT	HOTCUE ON HOTCUE BLINK		+ SHIFT
HOTCUE ON	PAD 1	LOACTOR 1	DELETE
HOTCUE ON	PAD 2	LOACTOR 2	DELETE
HOTCUE ON	PAD 3	LOACTOR 3	DELETE
HOTCUE ON	PAD 4	LOACTOR 4	DELETE
HOTCUE BLINK	PAD 1	LOACTOR 5	DELETE
HOTCUE BLINK	PAD 2	LOACTOR 6	DELETE
HOTCUE BLINK	PAD 3	LOACTOR 7	DELETE
HOTCUE BLINK	PAD 4	LOACTOR 8	DELETE

AUTOLOOP COMMAND



+ SHIFT	AUTOLOOP ON AUTOLOOP BLINK		+ SHIFT
AUTOLOOP ON	PAD 1	AUTO 1	AUTO 1/16
AUTOLOOP ON	PAD 2	AUTO 2	AUTO 1/8
AUTOLOOP ON	PAD 3	AUTO 4	AUTO 1/4
AUTOLOOP ON	PAD 4	AUTO 8	AUTO 1/2
AUTOLOOP BLINK	PAD 1	ROLL 1/8	
AUTOLOOP BLINK	PAD 2	ROLL 1/4	
AUTOLOOP BLINK	PAD 3	ROLL 1/2	
AUTOLOOP BLINK	PAD 4	ROLL 1	

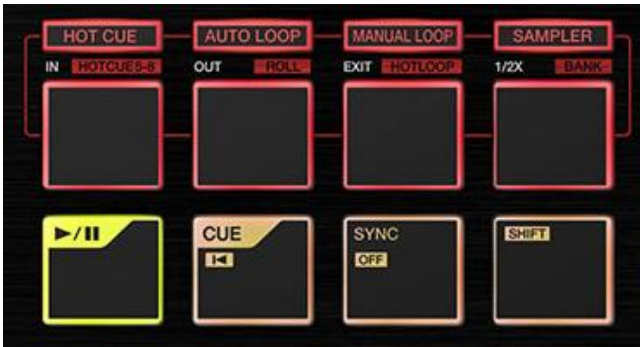
MANUAL LOOP COMMAND



MANUAL LOOP ON

		+ SHIFT
PAD 1	LOOP IN	
PAD 2	LOOP OUT	
PAD 3	LOOP ON/OFF	RELOOP
PAD 4	LOOP HALVE	LOOP DOUBLE

SAMPLER COMMAND



SAMPLER ON SAMPLER BLINK

+ SHIFT			+ SHIFT
SAMPLER ON	PAD 1	PAD 1 CONTROL	PAD 1 MODE
SAMPLER ON	PAD 2	PAD 2 CONTROL	PAD 2 MODE
SAMPLER ON	PAD 3	PAD 3 CONTROL	PAD 3 MODE
SAMPLER ON	PAD 4	PAD 4 CONTROL	PAD 4 MODE
SAMPLER BLINK	PAD 1	PAD 5 CONTROL	PAD 5 MODE
SAMPLER BLINK	PAD 2	PAD 6 CONTROL	PAD 6 MODE
SAMPLER BLINK	PAD 3	PAD 7 CONTROL	PAD 7 MODE
SAMPLER BLINK	PAD 4	PAD 8 CONTROL	PAD 8 MODE