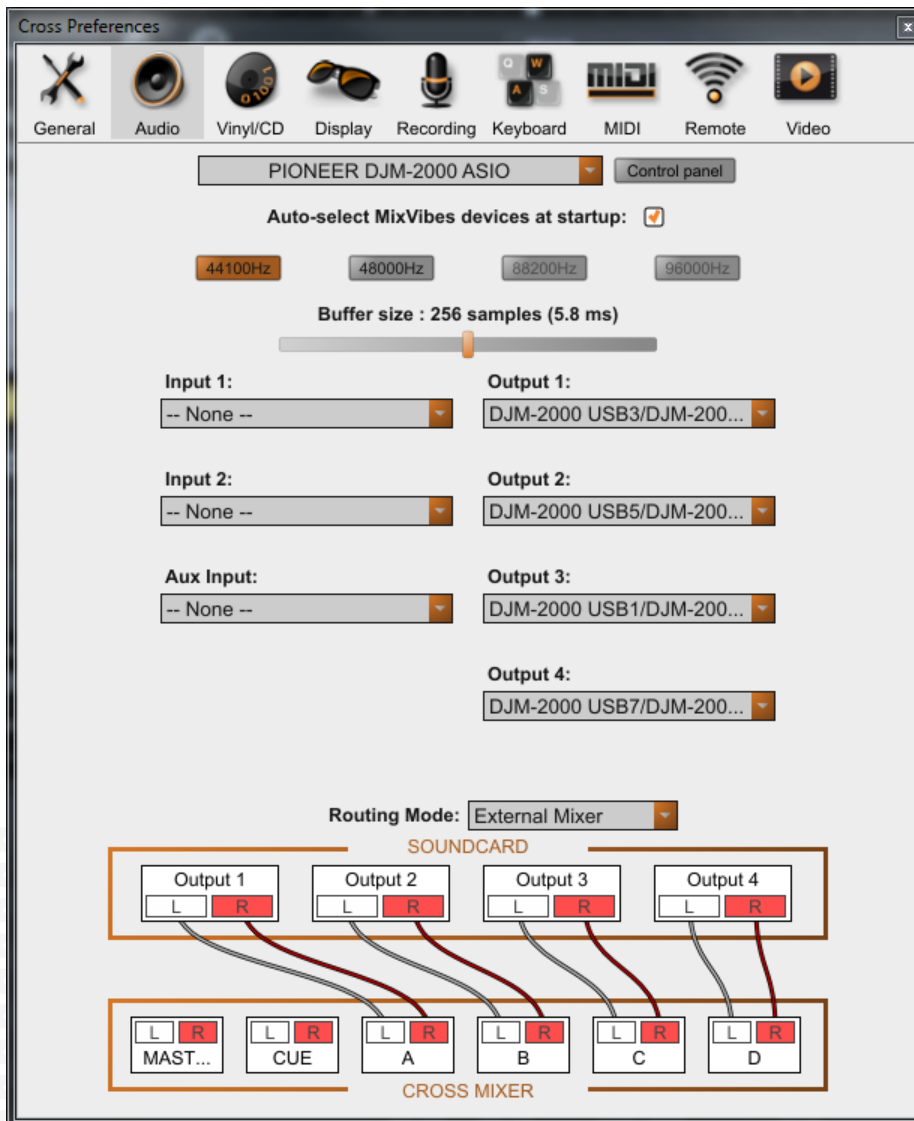


## PIONEER – DJM-2000


### Hardware configuration:

- Press the [MIDI] button to the right of the touch panel to enable the MIDI touch panel
- Press [ON/ OFF] in the [MIDI] section to enable the MIDI Video crossfader
- Set the audio channel switches on [USB 1/2], [USB 3/4], [USB 5/6] and [USB 7/8]

### CrossDJ audio configuration:



PIONEER - DJM-2000



Sampler 1 / Sampler 2

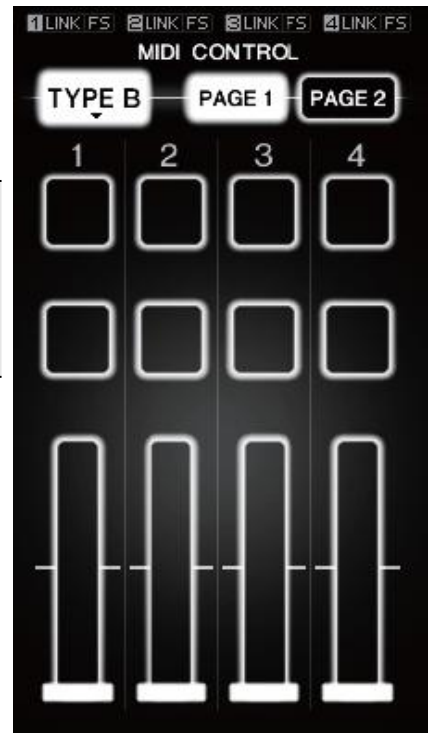
Pads mode

Pads control

Select the video transition

Mixer display state mode

Player 1 / Player 2




Locators

Volume Video A / Volume Video B

PIONEER - DJM-2000



21 Video transistions



FX1 / FX2

Echo / Phaser /  
Chopper

FX pad